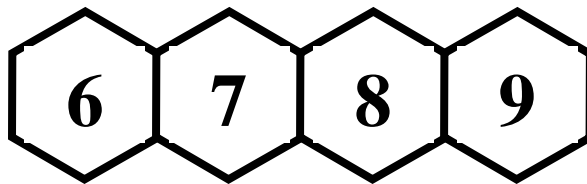



Cover Ten

Why: Practice of Addition & Subtraction facts
Object: Cover ten numbers
Students: Pairs working cooperatively **Numeracy Stage:** Advanced Counting
Materials: Playing Board, 10 counters, 1-6 dice

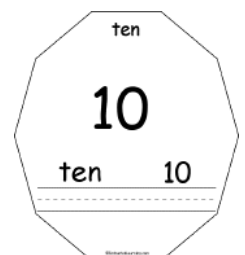
- How:**
1. The students roll the dice and place it near the 6-9 number strip.
 2. The students add or subtract the rolled amount with any number on the strip. This result is then covered with a counter
 3. At each roll the students discuss the various options in order to agree on where to place the counter
 4. Students alternate turns in rolling the dice and covering the resulting amounts
 5. Activity is complete when ten numbers are covered with counters



0	1	2	3	4
5	6	7	8	9
10	11	12	13	14

Connections: Which amounts were easy to make? Can you say why?

Adaptations: Change playing board numbers and use a 0-9



Adapted from Nimble With Numbers Grades 1/2